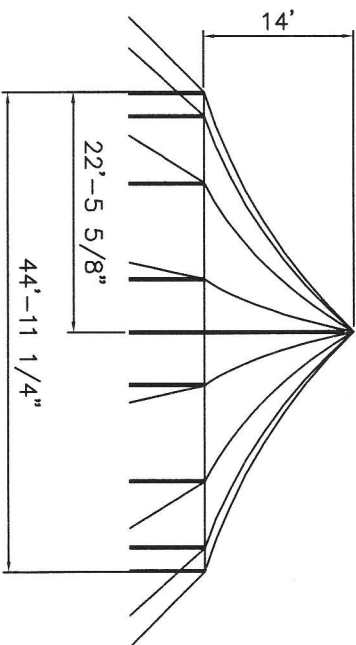


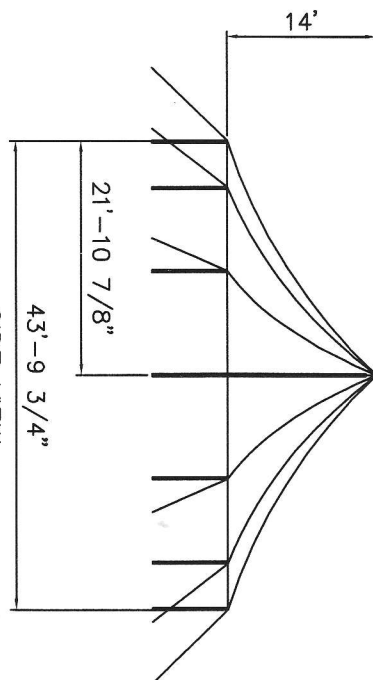
ISOMETRIC VIEW

TIDEWATER SAIL CLOTH TENT
44' x 43' 1pc.

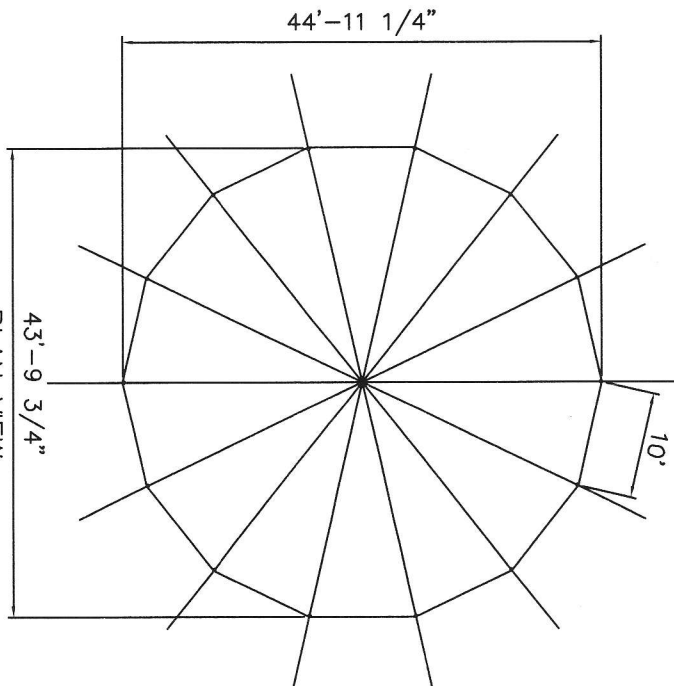
- (1) 44' x 43' 1pc. TOP (1,519sqft.)
- (1) 4.0" O.D. ALUM. 3PC. CENTER POLE (21')
- (14) 2.5" O.D. ALUM. 1pc/ 3x3 WOOD SIDE POLE (7'L)
- (14) 1" INLINE RATCHETS - GUY OUT
- (14) 36" DOUBLE HEADED STAKES



END VIEW



SIDE VIEW



PLAN VIEW

K:\cad files\Pole Tent\Tidewater Sail Tent\44x43.dwg 4/24/2009 3:18:59 PM pdfacad7.pc3

ALL DATA AND INFORMATION CONTAINED IN OR DISCLOSED BY THIS DOCUMENT IS CONFIDENTIAL AND PROPRIETARY INFORMATION OF AZTEC TENTS AND ALL RIGHTS THEREIN ARE EXPRESSLY RESERVED. BY ACCEPTING THIS MATERIAL THE RECIPIENT AGREES THAT THIS MATERIAL AND INFORMATION CONTAINED THEREIN IS HELD IN CONFIDENCE AND IN TRUST AND WILL NOT BE COPIED, REPRODUCED WHOLE OR IN PART, NOR ITS CONTENTS REVEALED IN ANY MANNER TO OTHERS, EXCEPT TO MEET THE SPECIFIC PURPOSE FOR WHICH IT WAS DELIVERED.

AZTEC
2685 COLUMBIA ST. TORRANCE, CA. 90503
(800) 228-3687 - FAX (310) 381-0722

STANDARD

TIDEWATER SAIL CLOTH TENT / STANDARD
44' W x 43' L TIDEWATER SAIL CLOTH TENT

ENGINEER	CM	DRAWN	TTR	PART DESCRIPTION	CODE	SIZE	DRAWING NUMBER	REV
CHECKED	-	DATE	10-20-2008			AZ-44x43-	TIDEWATER	3

TIDEWATER SAIL TENT\44x\44x43 042409 1515